


Product Description



HUAWEI TalkBand B3
V200R001

Issue 01
Date 2016-04-11

HUAWEI TECHNOLOGIES CO., LTD.



Huawei Technologies Co., Ltd. provides customers with comprehensive technical support and service. Please feel free to contact our local office or company headquarters.

Huawei Technologies Co., Ltd.

Address: Huawei Industrial Base
Bantian, Longgang
Shenzhen 518129
People's Republic of China

Website: <http://consumer.huawei.com/en/>

Copyright © Huawei Technologies Co., Ltd. 2016. All rights reserved.

No part of this document may be reproduced or transmitted in any form or by any means without prior written consent of Huawei Technologies Co., Ltd.

Trademarks and Permissions



HUAWEI and other Huawei trademarks are trademarks of Huawei Technologies Co., Ltd.

All other trademarks and trade names mentioned in this document are the property of their respective holders.

Notice

The information in this document is subject to change without notice. Every effort has been made in the preparation of this document to ensure accuracy of the contents, but all statements, information, and recommendations in this document do not constitute a warranty of any kind, express or implied.

About This Document

Summary

This document provides information about major functions, supported services, and system architecture.

The following table lists the contents of this document.

Chapter	Details
1 Overview	Basic services and functions supported, and appearance
2 Product Functions and Application Scenarios	General functions and application scenarios
3 Features	Technical specifications
4 System Architecture	Architecture
5 Packing List	Items contained in the package

Change History

Issue	Description	Date
01	First release.	2016-04-11

Contents

1 Overview	6
2 Product Functions and Application Scenarios	8
2.1 Pairing with Your Phone	8
2.2 Fitness Monitoring	8
2.3 Sleep Monitoring	9
2.4 Bluetooth Calling	9
2.5 Phone Assistant.....	10
3 Features	11
3.1 Hardware	11
3.2 Software	13
4 System Architecture	15
4.1 System Architecture	15
4.2 Functional Modules	15
5 Packing List.....	16

1 Overview

The HUAWEI TalkBand B3 (B3 for short) is a smart wrist band integrating exercise assistant, sleep monitoring, and Bluetooth calling. It's your phone's perfect companion for business and entertainment. It not only helps you understand your fitness and sleep data, but can also be used as a Bluetooth headset for your phone.



The B3 supports:

- Motion recognition (automatic identification for walking, running, and climbing)
- Exercise target setting
- Activity reminders
- Exercise session monitoring
- Calorie calculation
- Bluetooth calling
- Contacts (stores frequent contacts)
- Music playback (functions as a Bluetooth headset)
- Sleep data collection
- Smart alarms
- Event alarms
- Time display
- Camera remote for phones (only supported by Huawei phones running EMUI 4.1 or later)
- Phone finder
- Phone silent mode (only supported by Huawei phones running EMUI 4.1 or later)

When you are using the B3 for the first time, pair it with your phone using Bluetooth. To do this, download the Huawei Wear app to your phone and follow the instructions in the app. After the B3 and your phone are successfully paired, you can check and manage the B3 in the app, helping you get more familiar with it.

Figure 1-1 shows the appearance of the B3.

Figure 1-1 B3 profile

Active	Classic	Elite
		

Note: Each version comes in different colors. Figures in the above table only show one color for a version.

2 Product Functions and Application Scenarios

2.1 Pairing with Your Phone

Step 1: Download and install the Huawei Wear app on your Android device or iPhone.

- For iPhone users, download the app from App Store.
- For Android phone users, download the app from Google Play Store.

Step 2: Open the Huawei Wear app, select the B3, and follow the onscreen instructions to pair the B3 with your phone.

2.2 Fitness Monitoring

The B3 is able to automatically identify and monitor your motion of all day. You can use the Huawei Wear app to set activity reminders and exercise targets. When exercising, you can view your fitness information in real time. When you have finished, you can share your achievements with friends.


The B3 is also able to monitor your individual exercise sessions. Touch  and select an exercise type (walking, running, cycling, or climbing) to begin an exercise session.

Figure 2-1 Exercising with the B3




2.3 Sleep Monitoring

When you are sleeping wearing the B3, it can automatically calculate your light and deep sleep time lengths to monitor your sleep quality.

If you have set a smart alarm, the B3 will start monitoring your sleep status at the specified time interval. If you are sleeping lightly, it will wake you by vibration, saving you from dizzy feelings.

Figure 2-2 Going to bed wearing the B3



2.4 Bluetooth Calling

The B3 is provided with a Bluetooth headset. If you simultaneously press the two release buttons on the B3, the Bluetooth headset pops out for you to use the Bluetooth calling function:

- Answer, reject, and end calls.
- Call back missed calls and dial the number you last called.
- Store and call frequent contacts.
- Adjust the call volume.
- Listen to music.

Note: The B3 cannot be used to control music playback.

Figure 2-3 Release buttons

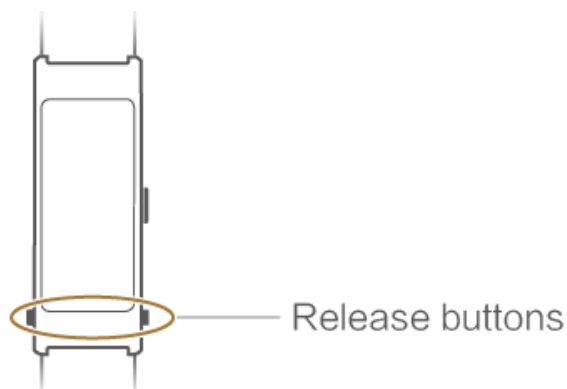


Figure 2-4 Wearing the Bluetooth headset



2.5 Phone Assistant

When the B3 is paired with your phone over Bluetooth, it is able to:

- Take photos on your phone using the camera remote function (only supported by Huawei phones running EMUI 4.1 or later).
- Find your phone.
- Enable silent mode for your phone (only supported by Huawei phones running EMUI 4.1 or later).
- Receive smartcare push messages about the weather, trains, and more (only supported by Huawei phones running EMUI 3.1 or later).

3 Features

3.1 Hardware

Table 3-1 lists the hardware specifications.

Table 3-1 Hardware specifications

Item	Description
Dimensions (H x W x D)	<ul style="list-style-type: none"> • Active: 210.0 mm x 21.7 mm x 12.2 mm (8.27 in. x 0.85 in. x 0.48 in.) • Classic: 200.0 mm x 21.7 mm x 12.2 mm (7.87 in. x 0.85 in. x 0.48 in.) • Elite: 210.0 mm x 21.7 mm x 12.2 mm (8.27 in. x 0.85 in. x 0.48 in.) • Headset: 43.08 mm x 18.44 mm x 10.53 mm (1.70 in. x 0.73 in. x 0.41 in.)
Weight	<ul style="list-style-type: none"> • Product: < 95.8 g • Headset: approx. 10.8 g
Internal storage	Micro processor: <ul style="list-style-type: none"> • 128 KB RAM • 16 MB flash (external) and 512 KB flash (built-in)
Bluetooth frequency	2.4 GHz
Battery	Capacity: 91 mAh
	Maximum talk time: 6 hours
	Maximum working time: 3–4 days (depends on user habits)
Bluetooth range	10 meters
Maximum transmit power	Wireless: –3 dBm
	Wired: 6 dBm
Receiver sensitivity	Wireless: –72 dBm
	Wired: –82 dBm

Item	Description
Waterproof class	class 7 Note: The leather strap is not waterproof.
Dustproof class	5
External port	Micro-USB port for charging
Screen	The OLED touchscreen supports swipe up, swipe down, and touch gestures, and can be used to: <ul style="list-style-type: none"> • Switch between screens • Call frequent contacts. • Mute/Reject incoming calls. • Call back missed calls. • View contacts. • Adjust the volume. • Turn off alarms. • Start an exercise session. • Find your phone. • Enable Bluetooth pairing. • Restore factory settings.
Mode	Fitness/Sleep
Button	Two release buttons that release the Bluetooth headset when pressed simultaneously
	The side button supports press, press and hold, and double press gestures, and can be used to: <ul style="list-style-type: none"> • Power on or off the B3. • Answer, reject, or end incoming calls. • Dial the number you last called. • Turn on the screen. • Return to the home screen. • Turn off alarms. • Restart the B3. • Take photos remotely.
Temperature	Operating temperature: 0°C to +35°C
	Storage temperature: -20°C to +70°C
Humidity	5% to 95% (non-condensing)

3.2 Software

Table 3-2 Table 3-2 lists the software specifications.

Table 3-2 Software specifications

Item	Description
Time synchronization	Open the app installed on your phone and connect to the B3 to synchronize the time.
Data cache and synchronization	<ul style="list-style-type: none"> • Store fitness and sleep data. • Synchronize fitness and sleep data to the app.
Data cycle	<ul style="list-style-type: none"> • Step count duration: 00:00 to 24:00 each day (The step count displayed on the B3 OLED screen is reset at 00:00.) • Sleep monitoring duration: 20:00 to 20:00 the next day (The sleep data displayed on the B3 OLED screen is reset at 00:00.)
Alerts	<ul style="list-style-type: none"> • Incoming call reminder • Alarm clock reminder • Activity reminder • Low battery level alert • Power-on and power-off alert • Target completion alert
Screens and icons on the B3 screen	<ul style="list-style-type: none"> • Home screen • Step count screen • Calorie screen • Sleep screen • Contacts screen • Individual exercise session screen • More functions screen • Status screen • Alarm clock reminder animation • Incoming call screen (caller name and number) • Update animation • Activity reminder animation • Power-on and power-off animation

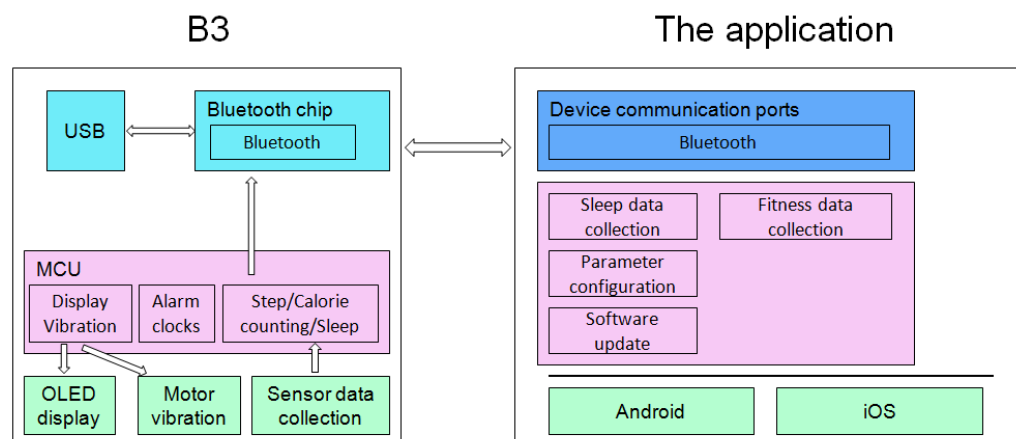
Item	Description
App functions	<ul style="list-style-type: none">• Login and logout• Movement tracking• Set the user profile• Connect the B3 to the device that has the app installed• Collect current and previous fitness data• Collect sleep data• Set exercise targets, activity reminders, and smart alarms• Display the B3 software version• Online update• Data sharing and so on
Gestures	<ul style="list-style-type: none">• Raise wrist to turn on the screen• Tilt wrist inwards to turn on the screen• Rotate wrist to switch between screens• Lower wrist to turn off the screen
Software update	Online update (both the B3 and the app)
Languages	<ul style="list-style-type: none">• Chinese• English Note: Numerous global languages are also supported.
System requirements	<ul style="list-style-type: none">• Android 4.3 or later• iOS 7.0 or later

4 System Architecture

4.1 System Architecture

Figure 4-1 shows the system architecture.

Figure 4-1 System architecture



4.2 Functional Modules

1. **Network communication interface:** The B3 connects to your phone through Bluetooth and exchanges data with the app installed on your phone. The USB port is used for charging.
2. **Micro control unit (MCU):** The micro processor of the B3 that controls the information displayed on the OLED screen and vibration of the motor, and implements functions, such as alarms and step/calorie counters.

5 Packing List

This chapter describes the items contained in the package of the B3.

Table 5-1 lists the items contained in the package of the B3.

Table 5-1 B3 packing list

Item	Quantity	Remarks
B3	1	Standard
USB cable	1	Standard
Earcap	4	Standard
Adjustment tool (provided with the Elite version)	1	Standard
Quick Start	1	Standard
Safety Information	1	Standard
Warranty Card	1	Optional

A Acronyms and Abbreviations

app	application
MCU	micro control unit
RAM	random access memory
TPU	thermoplastic polyurethane